




H Series Manifolds

(248) 356-2839

Compact manifolds with a variety of ports, port sizes, thread types, material and mounting options

FEATURES

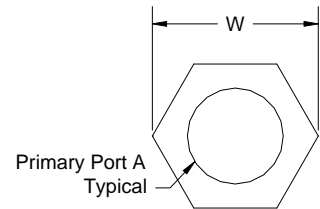
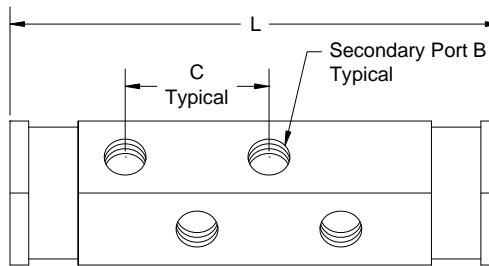
- Compact size
- Brass or Aluminum construction
- Primary port range from 3/8 inch to 2 inch
- Secondary port range from 1/8 inch to 3/4 inch
- Bottom mount U-bolt clamps available
- Top mount Wing clamps available
- Thread types available
 - NPT—Standard
 - BSPT
 - BSPP (G port)
- Inquire about other thread types
- Value added services available



PART NUMBERS SHOWN- H553-4NB & H552-4NB

DIMENSIONS

| Primary Port A | W-Width | |
|----------------|---------|------|
| | in | mm |
| 3/8 | 1.15 | 29.2 |
| 1/2 | 1.44 | 36.6 |
| 3/4 | 1.73 | 43.9 |
| 1 | 2.31 | 58.7 |
| 1-1/4 | 2.31 | 58.7 |
| 1-1/2 | 2.60 | 66.0 |
| 2 | 3.18 | 80.8 |



| Secondary Port B Size | L-Length | | | | | | | | | | | C Distance Between |
|-----------------------|----------------------------|---------------|---------------|---------------|---------------|----------------|----------------|----------------|----------------|----------------|----------------|--------------------|
| | Number of Secondary Port B | | | | | | | | | | | |
| | 2 | 3 | 4 | 5 | 6 | 7 | 8 | 9 | 10 | 11 | 12 | in |
| 1/8 | 2.50 63.5 | 3.00 76.2 | 3.50 88.9 | 4.00 101.6 | 4.50 114.3 | 5.00 127.0 | 5.50 139.7 | 6.00 152.4 | 6.50 165.1 | 7.00 177.8 | 7.50 190.5 | 1.00 25.4 |
| 1/4 | 2.85 72.4 | 3.60 91.4 | 4.35 110.5 | 5.10 129.5 | 5.85 148.6 | 6.60 167.6 | 7.35 186.7 | 8.10 205.7 | 8.85 224.8 | 9.60 243.8 | 10.35 262.9 | 1.05 26.7 |
| 3/8 | 3.24 82.3 | 4.24 107.7 | 5.24 133.1 | 6.24 158.5 | 7.24 183.9 | 8.24 209.3 | 9.24 234.7 | 10.24 260.1 | 11.24 285.5 | 12.24 310.9 | 13.24 336.3 | 1.12 28.4 |
| 1/2 | 3.51 89.0 | 4.63 117.6 | 5.76 146.2 | 6.88 174.8 | 8.01 203.3 | 9.13 231.9 | 10.26 260.5 | 11.38 289.1 | 12.51 317.6 | 13.63 346.2 | 14.76 374.8 | 1.19 30.2 |
| 3/4 | 3.98 101.0 | 5.35 135.9 | 6.73 170.8 | 8.10 205.7 | 9.48 240.7 | 10.85 275.6 | 12.23 310.5 | 13.60 345.4 | 14.98 380.4 | 16.35 415.3 | 17.73 450.2 | 1.30 33.0 |

Notice: The information contained herein is, to the best of our knowledge, true, accurate and reliable. Since procedures and conditions under which these products may be used are beyond our control, no warranty, expressed or implied, is made to their performance.



Syndevco Inc.
ISO 9001:2008
Certificate #
10002227 QM08

Syndevco Inc.

Sheet: 141114

24205 Telegraph Rd - Southfield MI 48033
Toll Free: (800) 356-2839 Local: (248) 356-2839 Fax: (248) 356-0928
visit us at: www.syndevco.com



H Series Manifolds

PART NUMBER SYSTEM

GENERIC PART NUMBER: **HAAA-BCD-E**

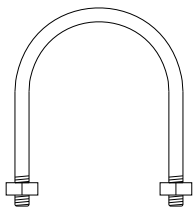
SAMPLE PART NUMBER: **H553-4NB**

| H | AAA Manifold Number | B Quantity of Secondary Ports | C Thread Type | D Type of Material | E ADDITIONAL OPTIONS | |
|------------------------------------------------|------------------------|----------------------------------|---------------------------------------------------|-----------------------|---------------------------------------------------|----------|
| Insert Manifold Number from Chart to the Right | 2 | two | N | NPT | B | Brass |
| | 3 | three | | | | |
| | 4 | four | B | BSPT | A | Aluminum |
| | 5 | five | | | | |
| | 6 | six | P | BSPP (G port) | See a Syndevco Representative for further options | |
| | 7 | seven | | | | |
| | 8 | eight | | | | |
| | 9 | nine | | | | |
| | 10 | ten | | | | |
| | 11 | eleven | | | | |
| | 12 | twelve | See a Syndevco Representative for further options | | | |

| Manifold Number | Port A | Port B |
|-----------------|--------|--------|
| 331 | 3/8 | 1/8 |
| 332 | 3/8 | 1/4 |
| 441 | 1/2 | 1/8 |
| 442 | 1/2 | 1/4 |
| 551 | 3/4 | 1/8 |
| 552 | 3/4 | 1/4 |
| 553 | 3/4 | 3/8 |
| 661 | 1 | 1/8 |
| 662 | 1 | 1/4 |
| 663 | 1 | 3/8 |
| 664 | 1 | 1/2 |
| 771 | 1-1/4 | 1/8 |
| 772 | 1-1/4 | 1/4 |
| 773 | 1-1/4 | 3/8 |
| 774 | 1-1/4 | 1/2 |
| 881 | 1-1/2 | 1/8 |
| 882 | 1-1/2 | 1/4 |
| 883 | 1-1/2 | 3/8 |
| 884 | 1-1/2 | 1/2 |
| 991 | 2 | 1/8 |
| 992 | 2 | 1/4 |
| 993 | 2 | 3/8 |
| 994 | 2 | 1/2 |
| 995 | 2 | 3/4 |

MOUNTING ACCESSORIES

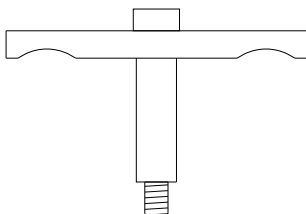
U-Bolt (Bottom Mount)



2 pcs required per manifold

| Primary Port Size | Part Number |
|-------------------|-------------|
| 3/8 | U101 |
| 1/2 | U102 |
| 3/4 | U143 |
| 1 | U145 |
| 1-1/4 | U146 |
| 1-1/2 | U387 |
| 2 | U388 |

Wing Clamp (Top Mount) [for mounting pairs]



2 pcs required per pair of manifolds

| Primary Port Size | Part Number |
|-------------------|-------------|
| 3/8 | W101 |
| 1/2 | W102 |
| 3/4 | W143 |
| 1 | W145 |

English bolt standard
Use a -M to specify Metric

Notice: The information contained herein is, to the best of our knowledge, true, accurate and reliable. Since procedures and conditions under which these products may be used are beyond our control, no warranty, expressed or implied, is made to their performance.



Syndevco Inc.
ISO 9001:2008
Certificate # 1000227-Q3M8

Syndevco Inc.

24205 Telegraph Rd - Southfield MI 48033

Toll Free: (800) 356-2839 Local: (248) 356-2839 Fax: (248) 356-0928

visit us at: www.syndevco.com