



SE Series Stand Assemblies

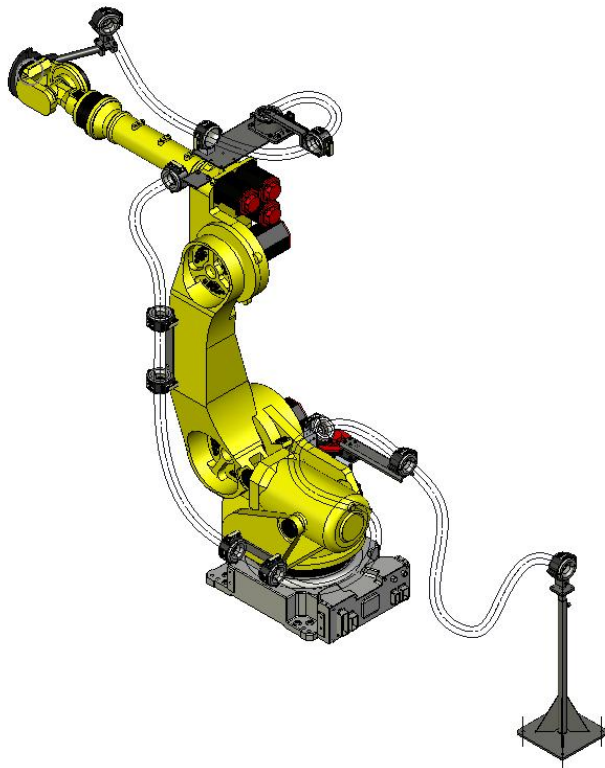
(248) 356-2839

Route utilities from the plant floor to a robot using different clamp methods and adjustable heights

Features

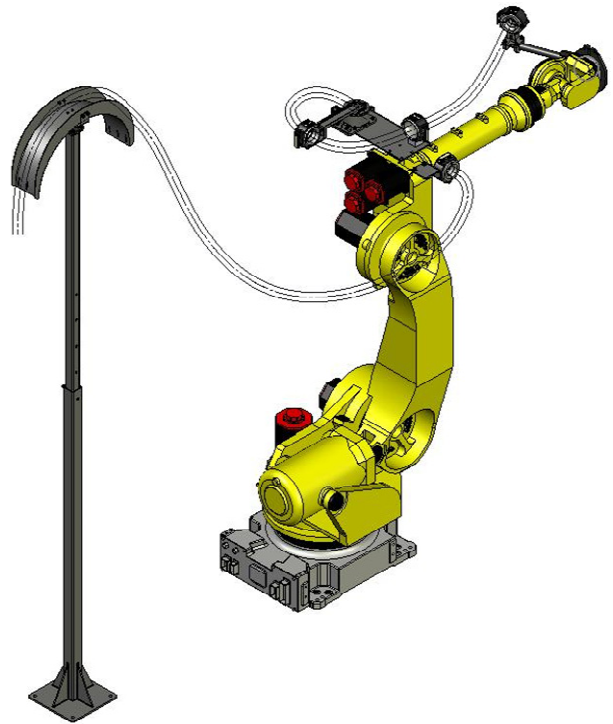
- Height range 2 to 12 feet
- **Regular duty**– round tubing structure, recommended when height requirements are 5 ft or less and/or have minimal horizontal stress
- **Heavy duty**– square tubing structure, recommended when heights exceed 5 ft and/ or are likely to have considerable horizontal stress
- Order alone or with clamps/ other brackets
 - **SH** Series clamps
 - **TH** Series clamps
 - **UH** Series clamps
 - **LH** Series clamps
 - **SM** Saddle Brackets
 - Custom assemblies
- Robot Dress assistance readily available
- 'Value added' services available

Usage Examples



Regular Duty SE Assembly

- 5ft Height or less
- Mount **SH**, **TH**, **UH**, **LH** clamps
- Mount Saddle Brackets



Heavy Duty SE Assembly

- Application of 5 ft or greater
 - robot on riser
 - top feed application
- Mount **SH**, **TH**, **UH**, **LH** clamps
- Mount Saddle Brackets

Notice: The information contained herein is, to the best of our knowledge, true, accurate and reliable. Since procedures and conditions under which these products may be used are beyond our control, no warranty, expressed or implied, is made to their performance.



Syndevco Inc.

Sheet: 230818

24205 Telegraph Rd - Southfield MI 48033

Toll Free: (800) 356-2839 Local: (248) 356-2839 Fax: (248) 356-0928


visit us at: www.syndevco.com



SE Series Stand Assemblies



Stand Assemblies



Notice: The information contained herein is, to the best of our knowledge, true, accurate and reliable. Since procedures and conditions under which these products may be used are beyond our control, no warranty, expressed or implied, is made to their performance.



Syndevco Inc.

Sheet: 230818

24205 Telegraph Rd - Southfield MI 48033

Toll Free: (800) 356-2839 Local: (248) 356-2839 Fax: (248) 356-0928

visit us at: www.syndevco.com